



The Lutheran Church—Missouri Synod  
District and Congregational Services  
School Ministry



## Lutheran School Statistics

2009-10 School Year

This report is a summary of data collected for the 2009-10 school year from early childhood centers (frequently referred to as “free standing early childhood centers” with children aged infant/toddler through age 5 only), elementary schools (typically age 4 through grade 8), and high schools (typically grades 9 through 12) operated by congregations of The Lutheran Church—Missouri Synod in the United States and listed on the Lutheran School Portal. These statistics represent a 97 percent return response from the schools and 55 percent from Early Childhood Centers. The high school statistics include those from the Association of Lutheran Secondary Schools (ALSS).

### Number of Lutheran Schools

(District totals from Lutheran School Portal)

Early Childhood Centers	1,400
Elementary Schools	945
High Schools (Includes PK-12 Programs)	<u>99</u>
<b>TOTAL LUTHERAN SCHOOLS</b>	<b>2444</b>

Number of Association Schools 181

### Students Enrolled

Early Childhood (Full Day, PreK)	129,351
Grades K-8	107,370
Grades 9-12 (includes International HS)	<u>18,455</u>
<b>TOTAL STUDENTS</b>	<b>255,176</b>

Students in Before/After School Care 31,023

### Number of Students by Grade Level

Early Childhood (Full Day/Pre-K)	129,351
Kindergarten	14,213
1st	12,805
2nd	11,957
3rd	11,814
4th	11,618
5th	11,599
6th	11,578
7th	10,963
8th	10,828
9th	4,608
10th	4,581
11th	4,727
<u>12th</u>	<u>4,539</u>
<b>TOTAL</b>	<b>255,176</b>

### 2009-10 “Average” Lutheran School

#### Early Childhood Center

Students 50

#### Elementary

Full-Time Teachers 8

Students 114

Students/FT Teacher 14

#### High School

Full-Time Teachers 15

Students 187

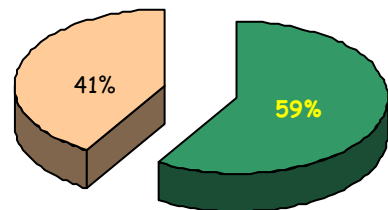
Students/FT Teacher 13

### National Lutheran School Accreditation

Early Childhood Centers	84
Elementary Schools	576
Middle Schools	1
High Schools	57
<b>Total</b>	<b>718</b>

### Ethnicity of Students

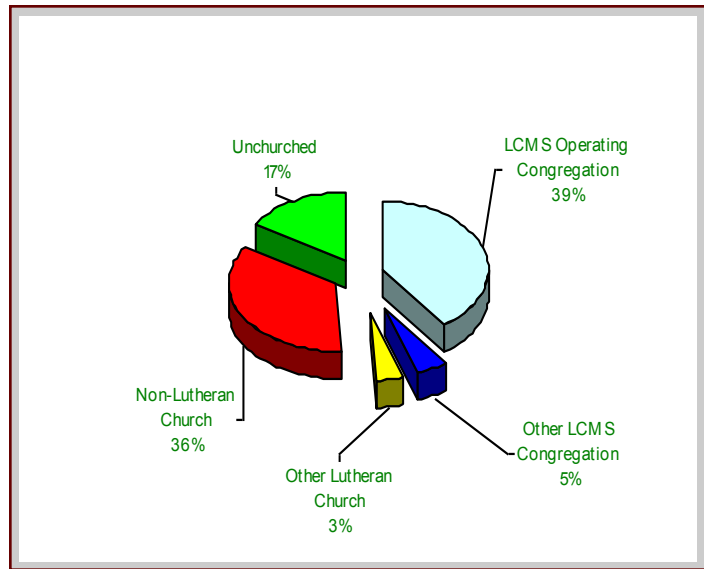
White	82%
Black	7%
Hispanic	5%
Asian	3%
Other	3%



3,527(59%) LCMS Congregations  
Operate all Schools and Centers

### Student Church Affiliation

LCMS operating congregation	39%
Other LCMS congregation	5%
Other Lutheran church	3%
Non-Lutheran church	36%
Un-churched (43,332)	17%



### New Members 2009-10

Children Baptized	2,762
Adults Baptized/Confirmed	1,908
Adult Transfers	3,054
<b>6% of Un-churched Baptized</b>	

### 2009-10 Funding Sources

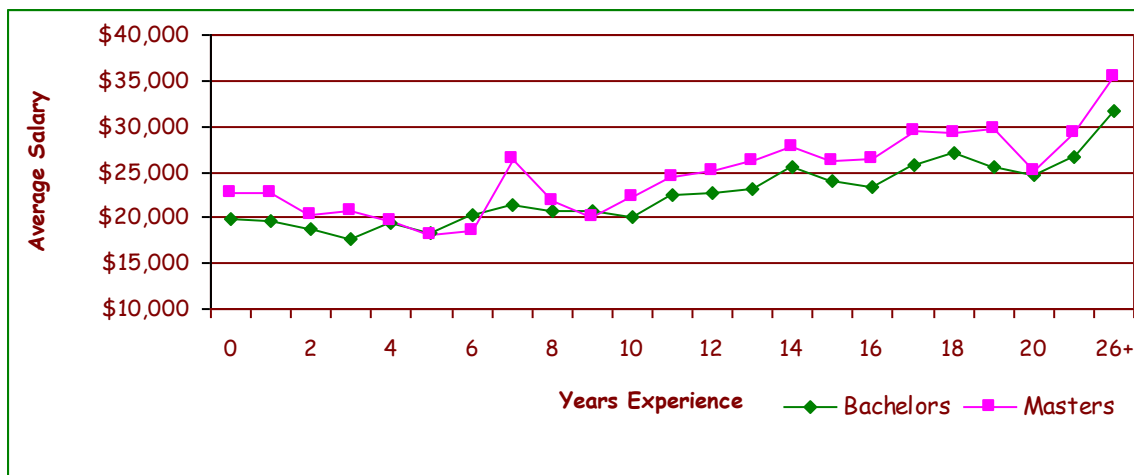
Early Childhood Centers	
Congregation Budget	12%
Tuition & Fees	81%
Other	7%
Elementary	
Congregation Budget	40%
Tuition & Fees	49%
Other	11%
High School	
Congregation Budget	7%
Tuition & Fees	68%
Other	25%

### 2009-10 Average Annual Required Fees

Elementary Grades 1-8	
Members	\$1,960
Non-members	\$3,250
High School Grades 9-12	
Members	\$5,604
Non-members	\$6,513

Information not available for ECC

**AVERAGE STARTING SALARY  
0 YEARS EXPERIENCE  
\$29,954**



**Early Childhood Center Enrollment 190 and Larger**

Open Arms Christian CDC	Ashburn	VA	302
Trinity Lutheran Preschool	Litchfield	AZ	292
Hope Lutheran Preschool	Wake Forest	NC	276
St. John Lutheran EC Center	Cypress	TX	263
Trinity Lutheran Child Care	Brownsville	TX	262
Good Shepherd Lutheran EC	Cedar Park	TX	259
Prince of Peace Lutheran	Springfield	VA	259
Open Arms Christian CDC	Leesburg	VA	230
Loving Arms Child Care Center	Oswego	IL	222
Family of Christ CDC	Colorado Springs	CO	219
Christ Greenfield Lutheran PS	Gilbert	AZ	215
St. Peter Lutheran Preschool	Brooklyn	NY	208
Lamb Of God Lutheran Preschool	Flower Mound	TX	206
Pilgrim Lutheran Preschool	Bellevue	NE	205
Open Arms Lutheran CDC	Alpharetta	GA	201
Our Savior Lutheran Preschool	Bettendorf	IA	201
Mount Olive Lutheran Preschool	Yakima	WA	200
Trinity Lutheran ECC	Clinton Township	MI	200
Christ The King Child Care Center	Redlands	CA	197
Our Father Children's Learning Ctr	Centennial	CO	196
King Of Kings School	Mason	OH	192

**Lutheran High School Enrollment 300 and Larger**

Faith Lutheran Jr & Sr High School	Las Vegas	NV	1322
Lutheran High of Orange County	Orange	CA	1292
Rockford Lutheran Jr & Sr High	Rockford	IL	918
Lutheran South Academy	Houston	TX	756
Milwaukee Lutheran High School	Milwaukee	WI	725
Concordia Lutheran High School	Fort Wayne	IN	697
Long Island Lutheran Middle & High	Brookville	NY	616
Lutheran High School North	Macomb	MI	583
Lutheran High School South	Saint Louis	MO	509
Lutheran School Association	Decatur	IL	509
Lutheran High School West	Rocky River	OH	461
Walther Lutheran High School	Melrose Park	IL	412
Concordia Academy	Roseville	MN	394
Baltimore Lutheran School	Baltimore	MD	392
Lincoln Lutheran Middle & High School	Lincoln	NE	388
Lutheran High School North	Saint Louis	MO	374
Concordia Lutheran High School	Tomball	TX	371
Saginaw Valley Lutheran High School	Saginaw	MI	361
Martin Luther High School	Greendale	WI	328
Lutheran High Assoc-St Charles County	Saint Peters	MO	314
Crean Lutheran South High School	Irvine	CA	311

**Lutheran Elementary School Enrollment 350 and Larger**

St. Luke's Lutheran School	Oviedo	FL	868
Prince of Peace School	Carrollton	TX	764
St. Paul's Lutheran School	Orange	CA	737
Trinity Lutheran School	Spring	TX	679
St. John's Lutheran School	Orange	CA	668
Hales Corners Lutheran	Hales Corners	WI	645
St. Peter Lutheran	Macomb	MI	548
Salem Lutheran School	Tomball	TX	540
Immanuel Lutheran	Macomb Township	MI	534
Rockford Lutheran	Rockford	IL	523
Christ Community	Kirkwood	MO	510
Faith Lutheran School	Eustis	FL	506
St. Lorenz Lutheran	Frankenmuth	MI	504
West Portal Lutheran School	San Francisco	CA	500
Salem Lutheran School	Orange	CA	496
Royal Redeemer Lutheran	North Royalton	OH	494
Grace Lutheran School	Winter Haven	FL	463
Good Shepherd Lutheran	Collinsville	IL	463
St. Peter Lutheran School	Arlington Heights	IL	458
Christ Lutheran School & PS	Phoenix	AZ	457
Trinity Academy	Hudson	WI	449
Trinity Lutheran School	Hicksville	NY	438
Immanuel Lutheran School	Saint Charles	MO	436
Shepherd of the Hills Lutheran	San Antonio	TX	427
St. John Lutheran School	Ellisville	MO	425
Concordia Lutheran School	Fort Wayne	IN	419
Grace Lutheran School	Pocatello	ID	413
St. Michael Lutheran School	Fort Myers	FL	399
St. Paul Lutheran School	Lakeland	FL	404
Trinity Lutheran School	Bloomington	IL	398
St. Paul Lutheran School	Glen Burnie	MD	392
Trinity Lutheran School	Delray Beach	FL	389
Trinity Lutheran School	Utica	MI	388
Concordia Lutheran School	San Antonio	TX	388
St. Peter's Lutheran School	Columbus	IN	388
St. Paul Lutheran School	Jackson	MO	381
Holy Cross Lutheran School	Fort Wayne	IN	380
St. Paul Lutheran School	Saint Joseph	MO	378
Trinity Lutheran School	Roselle	IL	375
Immanuel Lutheran School	Palatine	IL	374
St. Paul Lutheran School	Boca Raton	FL	373
Abiding Savior Lutheran	Lake Forest	CA	370
Trinity Lutheran School	Jefferson City	MO	370
Redeemer Lutheran School	Austin	TX	363
Christ Lutheran School	Norfolk	NE	362
Our Savior Lutheran School	Livermore	CA	361
St. John Lutheran School	Ocala	FL	359
Holy Cross Lutheran Academy	Sanford	FL	359
Bethel Lutheran School	Morton	IL	357
Immanuel Lutheran School	Twin Falls	ID	356
Trinity Lutheran School	Waconia	MN	355
Hephatha Lutheran School	Anaheim	CA	354
St. Mark Lutheran School	Houston	TX	354
Bethany Lutheran School	Parma	OH	354

**Top US Lutheran Schools by Enrollment**

Faith Lutheran Jr./Sr. High School	Las Vegas	NV	1322
Lutheran High of Orange County	Orange	CA	1292
Rockford Lutheran	Rockford	IL	918
Prince of Peace Christian School	Carrollton	TX	917
St. Luke's Lutheran School	Oviedo	FL	868
St. John's Lutheran School	Orange	CA	826
Lutheran South Academy	Houston	TX	756
St. Paul's Lutheran School	Orange	CA	737
Milwaukee Lutheran High School	Milwaukee	WI	725
Concordia Lutheran High School	Fort Wayne	IN	697

## The Lutheran Church—Missouri Synod District and Congregational Services School Ministry



William Cochran  
Director, School Ministry  
District and Congregational Services  
1333 S. Kirkwood Road  
St. Louis, MO 63122  
1-800-248-1930, Ext 1295  
FAX 314-996-1124  
bill.cochran@lcms.org

### Average Salaries 2009-10

Represents a 3% increase from 08-09

#### Early Childhood Educators

Administrators with BA	\$49,191
Administrators with MA	\$49,852
Full-Time Teachers with BA	\$30,425
Full-Time Teachers with MA	\$35,850

#### Elementary Teachers

Administrators with BA	\$46,992
Administrators with MA	\$50,857
Full-Time Teachers with BA	\$31,230
Full-Time Teachers with MA	\$36,452

#### High School Teachers

Administrators with BA	\$55,670
Administrators with MA	\$58,988
Full-Time Teachers with BA	\$36,752
Full-Time Teachers with MA	\$37,995

### 2009-10 Average Per Pupil Cost

Represents a 5% increase

Early Childhood Centers	\$2,772
Elementary Per Pupil	\$5,849
High School Per Pupil	\$9,486

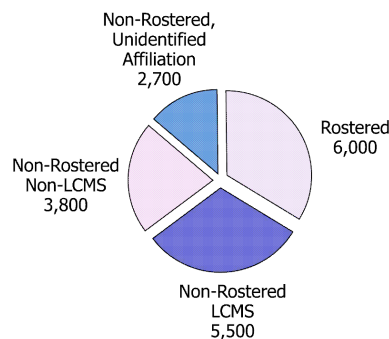
### 2009-10 Concordia Placement Information

Position	Sex	Ave. Salary	#
Early Childhood	M	N/A	0
	F	\$25,812	7
Elementary	M	\$29,637	22
	F	\$28,506	148
Secondary	M	\$28,299	13
	F	\$29,112	17

### Candidates Available for Placement 2010

Elementary	105
Secondary	74
Early Childhood	31
Special Education	1

Number of students who applied to Lutheran Schools  
but could not be accepted 2009-10 **6,326**



Breakdown of the 18,000 teachers in Lutheran schools.



District & Congregational Services  
The Lutheran Church—Missouri Synod